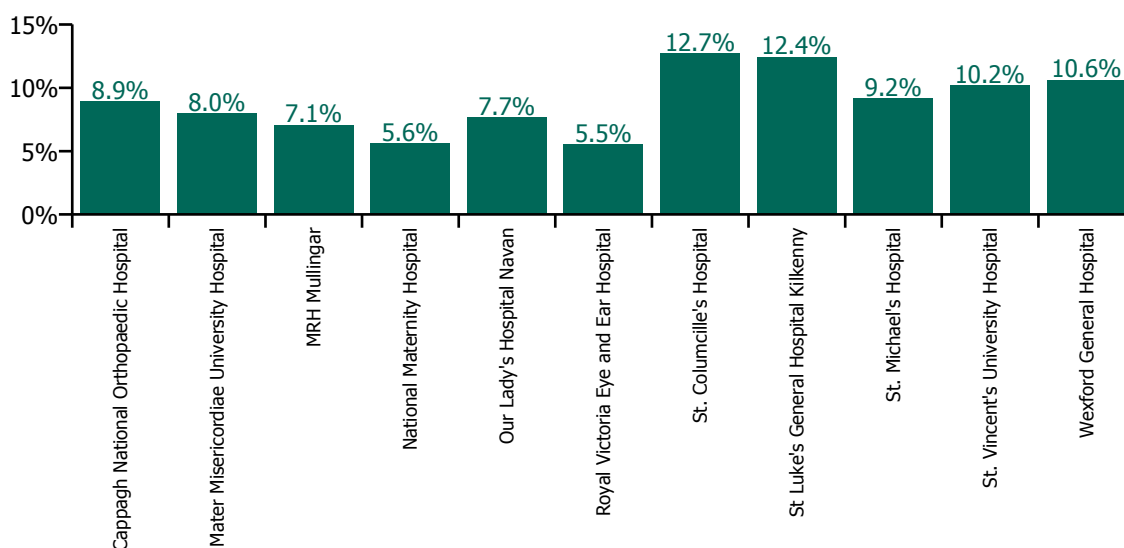


## January 2021

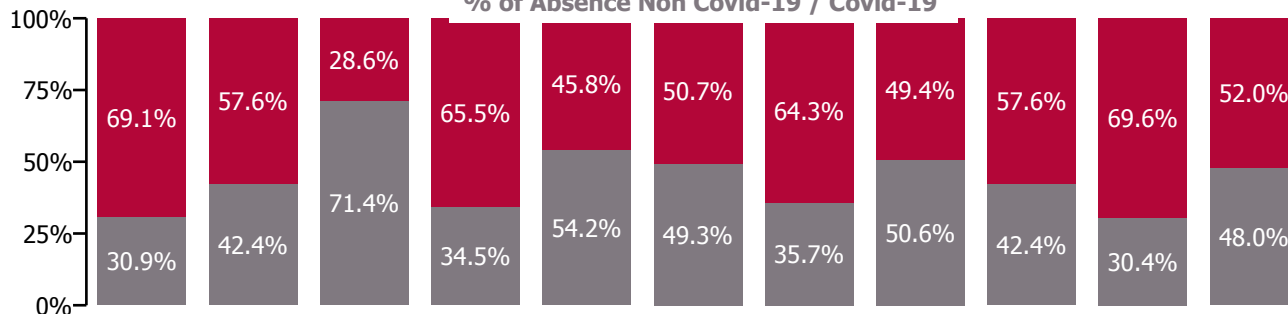
Health Service Absence Rate - by Staff Category: Jan 2021	Certified absence	Self-certified absence	Non Covid-19 absence	Covid-19 absence	Total absence rate	% Non Covid-19 absence	% Covid-19 absence
<b>Ireland East Hospital Group</b>	<b>3.5%</b>	<b>0.3%</b>	<b>3.8%</b>	<b>5.3%</b>	<b>9.1%</b>	<b>41.6%</b>	<b>58.4%</b>
Medical & Dental	1.0%	0.1%	1.1%	3.8%	4.9%	21.8%	78.2%
Nursing & Midwifery	4.0%	0.4%	4.4%	6.3%	10.7%	41.2%	58.8%
Health & Social Care Professionals	2.2%	0.2%	2.4%	3.8%	6.2%	38.9%	61.1%
Management & Administrative	3.4%	0.2%	3.6%	4.0%	7.6%	47.7%	52.3%
General Support	4.7%	0.3%	5.0%	7.5%	12.5%	40.3%	59.7%
Patient & Client Care	5.6%	0.5%	6.0%	5.2%	11.2%	53.8%	46.2%

Health Service Absence Rate - by Hospital: Jan 2021	Certified absence	Self-certified absence	Non Covid-19 absence	Covid-19 absence	Total absence rate	% Non Covid-19 absence	% Covid-19 absence
<b>Ireland East Hospital Group</b>	<b>3.5%</b>	<b>0.3%</b>	<b>3.8%</b>	<b>5.3%</b>	<b>9.1%</b>	<b>41.6%</b>	<b>58.4%</b>
Cappagh National Orthopaedic Hospital	2.3%	0.4%	2.8%	6.2%	8.9%	30.9%	69.1%
Mater Misericordiae University Hospital	3.1%	0.3%	3.4%	4.6%	8.0%	42.4%	57.6%
MRH Mullingar	4.7%	0.3%	5.0%	2.0%	7.1%	71.4%	28.6%
National Maternity Hospital	1.7%	0.3%	1.9%	3.7%	5.6%	34.5%	65.5%
Our Lady's Hospital Navan	3.6%	0.6%	4.2%	3.5%	7.7%	54.2%	45.8%
Royal Victoria Eye and Ear Hospital	2.4%	0.3%	2.7%	2.8%	5.5%	49.3%	50.7%
St. Columcille's Hospital	4.2%	0.3%	4.5%	8.2%	12.7%	35.7%	64.3%
St Luke's General Hospital Kilkenny	6.0%	0.3%	6.3%	6.1%	12.4%	50.6%	49.4%
St. Michael's Hospital	3.6%	0.3%	3.9%	5.3%	9.2%	42.4%	57.6%
St. Vincent's University Hospital	2.9%	0.2%	3.1%	7.1%	10.2%	30.4%	69.6%
Wexford General Hospital	4.8%	0.3%	5.1%	5.5%	10.6%	48.0%	52.0%

**Total absence rate**

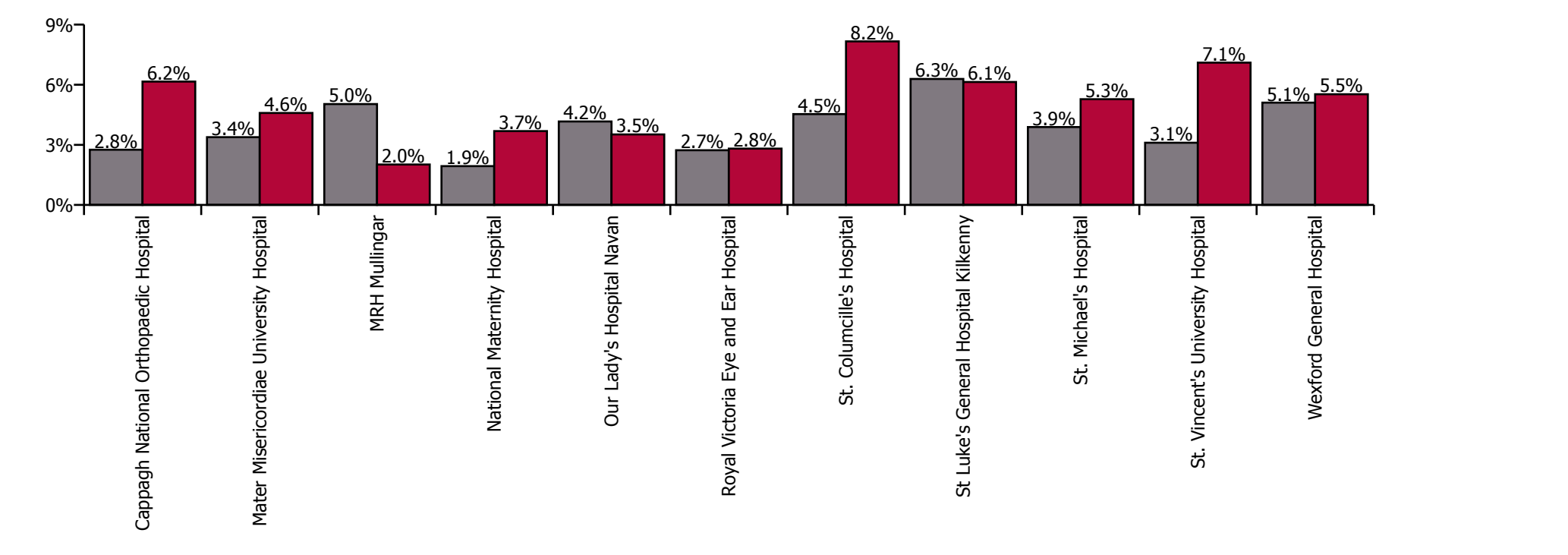


**% of Absence Non Covid-19 / Covid-19**



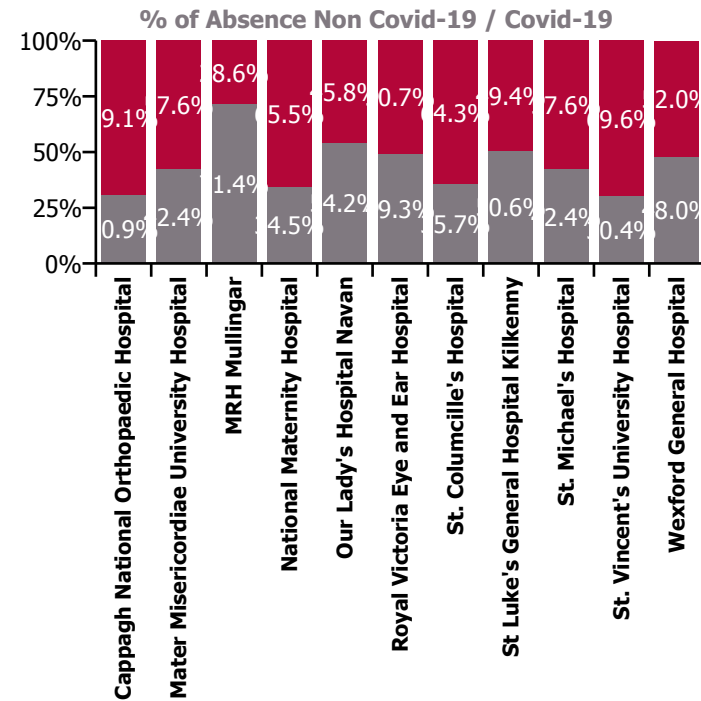
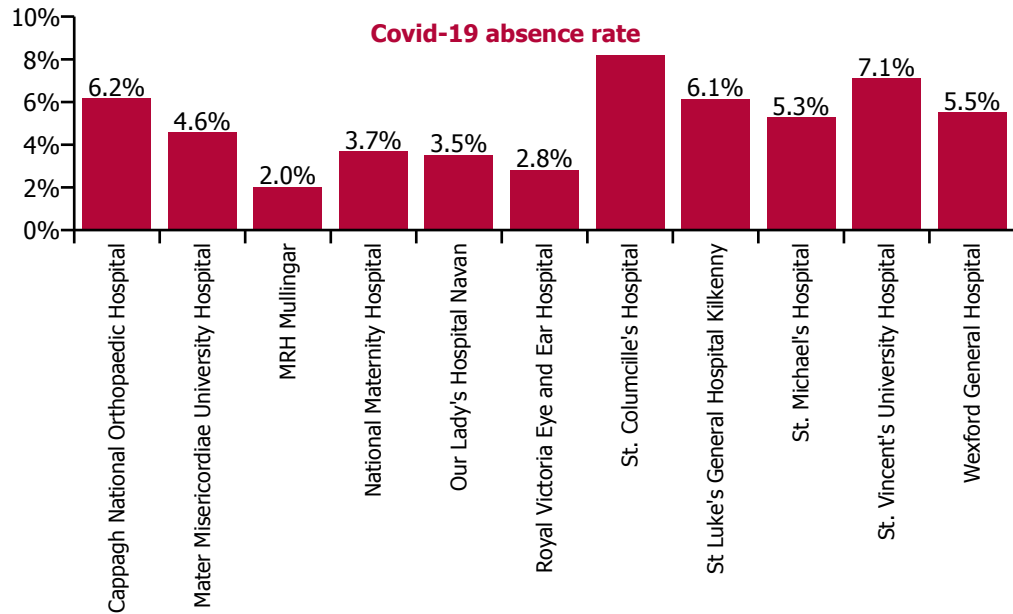
January 2021

Health Service Absence Rate by Hospital: Jan 2021	Medical & Dental	Nursing & Midwifery	Health & Social Care Professionals	Management & Administrative	General Support	Patient & Client Care	Certified absence	Self-certified absence	Non Covid-19 absence	Covid-19 absence	Total absence rate
Ireland East Hospital Group	4.9%	10.7%	6.2%	7.6%	12.5%	11.2%	3.5%	0.3%	3.8%	5.3%	9.1%
Cappagh National Orthopaedic Hospital	6.6%	10.1%	7.0%	7.4%	13.0%	4.4%	2.3%	0.4%	2.8%	6.2%	8.9%
Mater Misericordiae University Hospital	3.5%	8.6%	6.2%	8.7%	15.4%	8.1%	3.1%	0.3%	3.4%	4.6%	8.0%
MRH Mullingar	2.5%	7.9%	4.0%	6.2%	9.0%	11.0%	4.7%	0.3%	5.0%	2.0%	7.1%
National Maternity Hospital	3.7%	6.2%	1.8%	2.9%	8.2%	11.3%	1.7%	0.3%	1.9%	3.7%	5.6%
Our Lady's Hospital Navan	4.2%	10.2%	0.9%	6.5%	6.0%	11.7%	3.6%	0.6%	4.2%	3.5%	7.7%
Royal Victoria Eye and Ear Hospital	0.3%	3.0%	1.9%	15.7%	7.0%	6.0%	2.4%	0.3%	2.7%	2.8%	5.5%
St. Columcille's Hospital	4.8%	17.4%	9.5%	9.7%	10.5%	15.0%	4.2%	0.3%	4.5%	8.2%	12.7%
St Luke's General Hospital Kilkenny	7.5%	15.0%	7.9%	6.8%	17.6%	11.9%	6.0%	0.3%	6.3%	6.1%	12.4%
St. Michael's Hospital	8.5%	10.6%	3.4%	7.0%	12.1%	9.4%	3.6%	0.3%	3.9%	5.3%	9.2%
St. Vincent's University Hospital	5.5%	12.9%	7.8%	7.4%	12.3%	13.1%	2.9%	0.2%	3.1%	7.1%	10.2%
Wexford General Hospital	8.8%	12.3%	6.6%	6.9%	10.2%	15.1%	4.8%	0.3%	5.1%	5.5%	10.6%



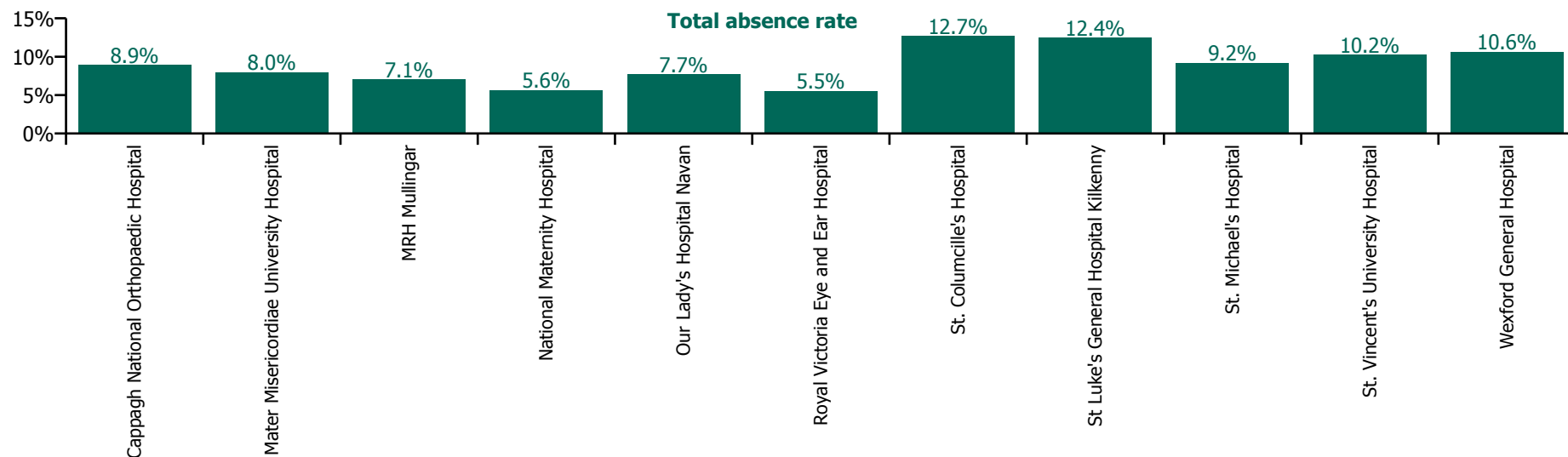
## January 2021

Health Service Covid-19 Absence Rate - by Staff Category & Hospital: Jan 2021	Medical & Dental	Nursing & Midwifery	Health & Social Care Professionals	Management & Administrative	General Support	Patient & Client Care	Covid-19 absence	Non Covid-19 absence	Total absence rate
<b>Ireland East Hospital Group</b>	<b>3.8%</b>	<b>6.3%</b>	<b>3.8%</b>	<b>7.6%</b>	<b>7.5%</b>	<b>5.2%</b>	<b>5.3%</b>	<b>3.8%</b>	<b>9.1%</b>
Cappagh National Orthopaedic Hospital	6.6%	6.8%	4.3%	7.4%	8.2%	3.5%	6.2%	2.8%	8.9%
Mater Misericordiae University Hospital	2.8%	5.1%	3.6%	8.7%	8.8%	4.0%	4.6%	3.4%	8.0%
MRH Mullingar	1.2%	2.5%	2.0%	6.2%	0.2%	2.1%	2.0%	5.0%	7.1%
National Maternity Hospital	3.1%	3.6%	0.9%	2.9%	5.4%	11.2%	3.7%	1.9%	5.6%
Our Lady's Hospital Navan	2.3%	4.1%	0.6%	6.5%	3.9%	5.6%	3.5%	4.2%	7.7%
Royal Victoria Eye and Ear Hospital	0.1%	0.0%	0.0%	15.7%	4.6%	0.0%	2.8%	2.7%	5.5%
St. Columcille's Hospital	4.7%	11.2%	4.0%	9.7%	8.8%	10.0%	8.2%	4.5%	12.7%
St Luke's General Hospital Kilkenny	3.4%	6.4%	4.2%	6.8%	11.2%	6.9%	6.1%	6.3%	12.4%
St. Michael's Hospital	7.8%	6.9%	1.0%	7.0%	7.6%	0.0%	5.3%	3.9%	9.2%
St. Vincent's University Hospital	5.1%	9.0%	5.8%	7.4%	7.5%	7.0%	7.1%	3.1%	10.2%
Wexford General Hospital	6.6%	7.0%	2.5%	6.9%	4.9%	4.7%	5.5%	5.1%	10.6%



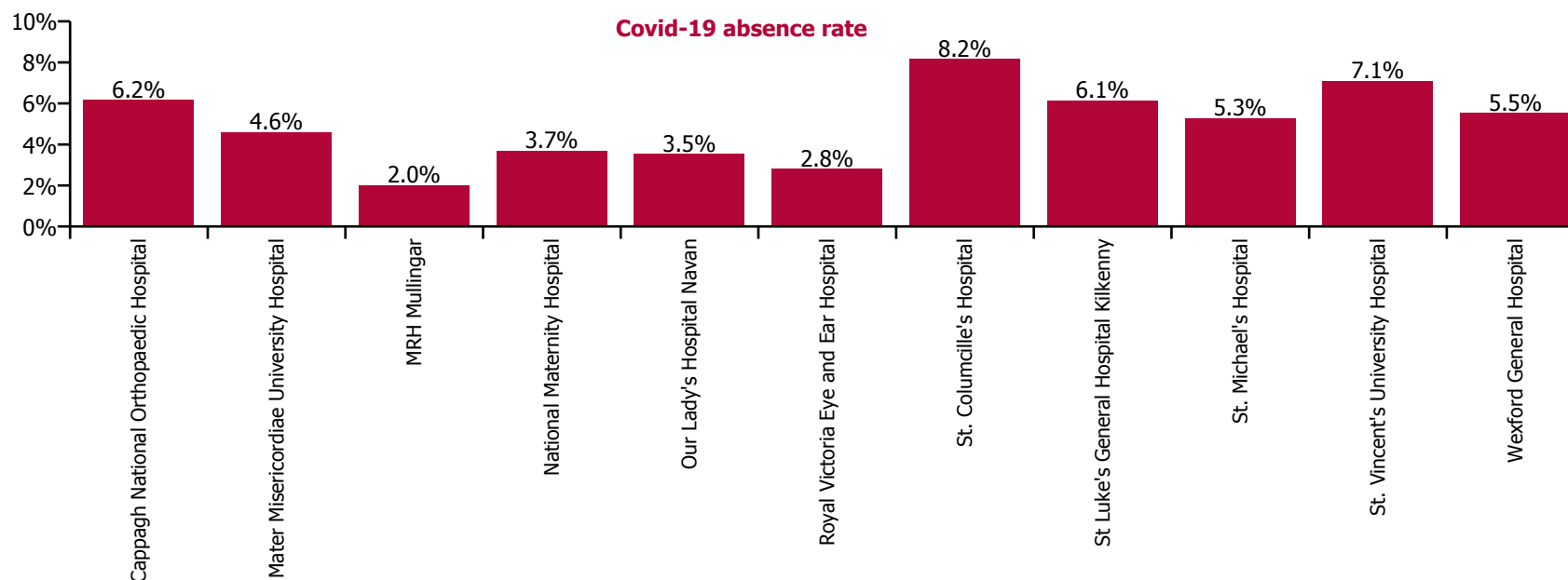
## January 2021

Health Service Absence Rate - by Ho[pital & Staff Category: Jan 2021	Medical & Dental	Nursing & Midwifery	Health & Social Care Professionals	Management & Administrative	General Support	Patient & Client Care	Certified absence	Self-certified absence	Non Covid-19 absence	Covid-19 absence	Total absence rate
<b>Ireland East Hospital Group</b>	<b>4.9%</b>	<b>10.7%</b>	<b>6.2%</b>	<b>7.6%</b>	<b>12.5%</b>	<b>11.2%</b>	<b>3.5%</b>	<b>0.3%</b>	<b>3.8%</b>	<b>5.3%</b>	<b>9.1%</b>
Cappagh National Orthopaedic Hospital	6.6%	10.1%	7.0%	7.4%	13.0%	4.4%	2.3%	0.4%	2.8%	6.2%	8.9%
Mater Misericordiae University Hospital	3.5%	8.6%	6.2%	8.7%	15.4%	8.1%	3.1%	0.3%	3.4%	4.6%	8.0%
MRH Mullingar	2.5%	7.9%	4.0%	6.2%	9.0%	11.0%	4.7%	0.3%	5.0%	2.0%	7.1%
National Maternity Hospital	3.7%	6.2%	1.8%	2.9%	8.2%	11.3%	1.7%	0.3%	1.9%	3.7%	5.6%
Our Lady's Hospital Navan	4.2%	10.2%	0.9%	6.5%	6.0%	11.7%	3.6%	0.6%	4.2%	3.5%	7.7%
Royal Victoria Eye and Ear Hospital	0.3%	3.0%	1.9%	15.7%	7.0%	6.0%	2.4%	0.3%	2.7%	2.8%	5.5%
St. Columille's Hospital	4.8%	17.4%	9.5%	9.7%	10.5%	15.0%	4.2%	0.3%	4.5%	8.2%	12.7%
St Luke's General Hospital Kilkenny	7.5%	15.0%	7.9%	6.8%	17.6%	11.9%	6.0%	0.3%	6.3%	6.1%	12.4%
St. Michael's Hospital	8.5%	10.6%	3.4%	7.0%	12.1%	9.4%	3.6%	0.3%	3.9%	5.3%	9.2%
St. Vincent's University Hospital	5.5%	12.9%	7.8%	7.4%	12.3%	13.1%	2.9%	0.2%	3.1%	7.1%	10.2%
Wexford General Hospital	8.8%	12.3%	6.6%	6.9%	10.2%	15.1%	4.8%	0.3%	5.1%	5.5%	10.6%



## January 2021

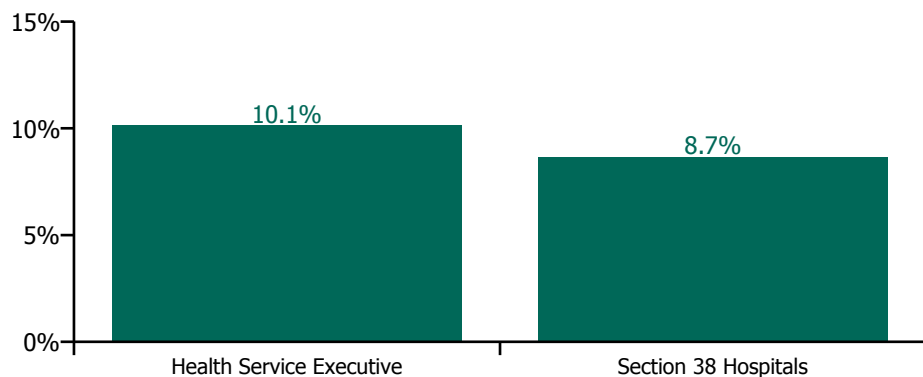
Health Service Covid-19 Absence Rate - by Staff Category & Hospital: Jan 2021	Medical & Dental	Nursing & Midwifery	Health & Social Care Professionals	Management & Administrative	General Support	Patient & Client Care	Covid-19 absence	Non Covid-19 absence	Total absence rate
<b>Ireland East Hospital Group</b>	<b>3.8%</b>	<b>6.3%</b>	<b>3.8%</b>	<b>7.6%</b>	<b>7.5%</b>	<b>5.2%</b>	<b>5.3%</b>	<b>3.8%</b>	<b>9.1%</b>
Cappagh National Orthopaedic Hospital	6.6%	6.8%	4.3%	7.4%	8.2%	3.5%	6.2%	2.8%	8.9%
Mater Misericordiae University Hospital	2.8%	5.1%	3.6%	8.7%	8.8%	4.0%	4.6%	3.4%	8.0%
MRH Mullingar	1.2%	2.5%	2.0%	6.2%	0.2%	2.1%	2.0%	5.0%	7.1%
National Maternity Hospital	3.1%	3.6%	0.9%	2.9%	5.4%	11.2%	3.7%	1.9%	5.6%
Our Lady's Hospital Navan	2.3%	4.1%	0.6%	6.5%	3.9%	5.6%	3.5%	4.2%	7.7%
Royal Victoria Eye and Ear Hospital	0.1%	0.0%	0.0%	15.7%	4.6%	0.0%	2.8%	2.7%	5.5%
St. Columille's Hospital	4.7%	11.2%	4.0%	9.7%	8.8%	10.0%	8.2%	4.5%	12.7%
St Luke's General Hospital Kilkenny	3.4%	6.4%	4.2%	6.8%	11.2%	6.9%	6.1%	6.3%	12.4%
St. Michael's Hospital	7.8%	6.9%	1.0%	7.0%	7.6%	0.0%	5.3%	3.9%	9.2%
St. Vincent's University Hospital	5.1%	9.0%	5.8%	7.4%	7.5%	7.0%	7.1%	3.1%	10.2%
Wexford General Hospital	6.6%	7.0%	2.5%	6.9%	4.9%	4.7%	5.5%	5.1%	10.6%



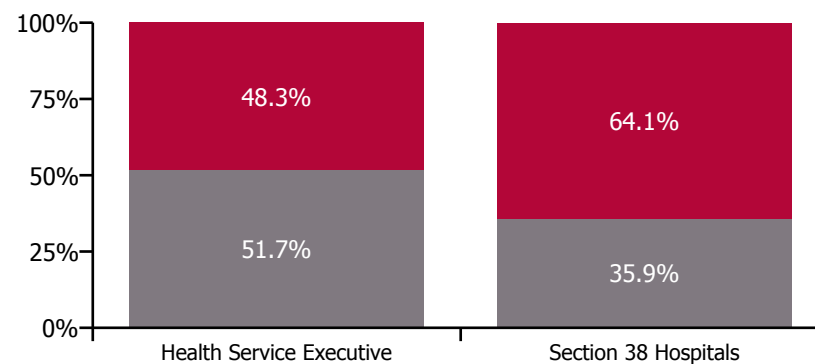
## January 2021

Health Service Absence Rate - by Admin & Hospital: Jan 2021	Medical & Dental	Nursing & Midwifery	Health & Social Care Professionals	Management & Administrative	General Support	Patient & Client Care	Certified absence	Self-certified absence	Non Covid-19 absence	Covid-19 absence	Total absence rate
<b>Ireland East Hospital Group</b>	<b>4.9%</b>	<b>10.7%</b>	<b>6.2%</b>	<b>7.6%</b>	<b>12.5%</b>	<b>11.2%</b>	<b>3.5%</b>	<b>0.3%</b>	<b>3.8%</b>	<b>5.3%</b>	<b>9.1%</b>
<b>Health Service Executive</b>	<b>5.8%</b>	<b>12.3%</b>	<b>5.7%</b>	<b>7.1%</b>	<b>12.6%</b>	<b>12.4%</b>	<b>4.9%</b>	<b>0.3%</b>	<b>5.2%</b>	<b>4.9%</b>	<b>10.1%</b>
MRH Mullingar	2.5%	7.9%	4.0%	6.2%	9.0%	11.0%	4.7%	0.3%	5.0%	2.0%	7.1%
Our Lady's Hospital Navan	4.2%	10.2%	0.9%	6.5%	6.0%	11.7%	3.6%	0.6%	4.2%	3.5%	7.7%
St. Columcille's Hospital	4.8%	17.4%	9.5%	9.7%	10.5%	15.0%	4.2%	0.3%	4.5%	8.2%	12.7%
St Luke's General Hospital Kilkenny	7.5%	15.0%	7.9%	6.8%	17.6%	11.9%	6.0%	0.3%	6.3%	6.1%	12.4%
Wexford General Hospital	8.8%	12.3%	6.6%	6.9%	10.2%	15.1%	4.8%	0.3%	5.1%	5.5%	10.6%
<b>Section 38 Hospitals</b>	<b>4.5%</b>	<b>10.0%</b>	<b>6.4%</b>	<b>7.8%</b>	<b>12.4%</b>	<b>10.0%</b>	<b>2.8%</b>	<b>0.3%</b>	<b>3.1%</b>	<b>5.6%</b>	<b>8.7%</b>
Cappagh National Orthopaedic Hospital	6.6%	10.1%	7.0%	7.4%	13.0%	4.4%	2.3%	0.4%	2.8%	6.2%	8.9%
Mater Misericordiae University Hospital	3.5%	8.6%	6.2%	8.7%	15.4%	8.1%	3.1%	0.3%	3.4%	4.6%	8.0%
National Maternity Hospital	3.7%	6.2%	1.8%	2.9%	8.2%	11.3%	1.7%	0.3%	1.9%	3.7%	5.6%
Royal Victoria Eye and Ear Hospital	0.3%	3.0%	1.9%	15.7%	7.0%	6.0%	2.4%	0.3%	2.7%	2.8%	5.5%
St. Michael's Hospital	8.5%	10.6%	3.4%	7.0%	12.1%	9.4%	3.6%	0.3%	3.9%	5.3%	9.2%
St. Vincent's University Hospital	5.5%	12.9%	7.8%	7.4%	12.3%	13.1%	2.9%	0.2%	3.1%	7.1%	10.2%

**Total absence rate**



**Non Covid-19 & Covid-19 Absence**



## January 2021

Cappagh National Orthopaedic Hospital absence by Staff Category	Certified absence	Self-certified absence	Non Covid-19 absence	Covid-19 absence	Total absence rate	% Non Covid-19 absence	% Covid-19 absence
<b>Cappagh National Orthopaedic Hospital</b>	<b>2.3%</b>	<b>0.4%</b>	<b>2.8%</b>	<b>6.2%</b>	<b>8.9%</b>	<b>30.9%</b>	<b>69.1%</b>
Medical & Dental	0.0%	0.0%	0.0%	6.6%	6.6%	0.0%	100.0%
Nursing & Midwifery	2.8%	0.5%	3.3%	6.8%	10.1%	32.7%	67.3%
Health & Social Care Professionals	2.6%	0.2%	2.7%	4.3%	7.0%	39.2%	60.8%
Management & Administrative	1.3%	0.7%	2.0%	5.4%	7.4%	26.6%	73.4%
General Support	4.3%	0.5%	4.8%	8.2%	13.0%	37.1%	62.9%
Patient & Client Care	0.4%	0.6%	1.0%	3.5%	4.4%	21.5%	78.5%

## January 2021

Mater Misericordiae University Hospital absence by Staff Category	Certified absence	Self-certified absence	Non Covid-19 absence	Covid-19 absence	Total absence rate	% Non Covid-19 absence	% Covid-19 absence
<b>Mater Misericordiae University Hospital</b>	<b>3.1%</b>	<b>0.3%</b>	<b>3.4%</b>	<b>4.6%</b>	<b>8.0%</b>	<b>42.4%</b>	<b>57.6%</b>
Medical & Dental	0.7%	0.0%	0.8%	2.8%	3.5%	21.6%	78.4%
Nursing & Midwifery	3.1%	0.4%	3.4%	5.1%	8.6%	40.1%	59.9%
Health & Social Care Professionals	2.3%	0.2%	2.5%	3.6%	6.2%	40.8%	59.2%
Management & Administrative	4.7%	0.2%	4.9%	3.9%	8.7%	55.9%	44.1%
General Support	6.2%	0.3%	6.5%	8.8%	15.4%	42.6%	57.4%
Patient & Client Care	3.5%	0.5%	4.0%	4.0%	8.1%	50.2%	49.8%

## January 2021

MRH Mullingar absence by Staff Category	Certified absence	Self-certified absence	Non Covid-19 absence	Covid-19 absence	Total absence rate	% Non Covid-19 absence	% Covid-19 absence
<b>MRH Mullingar</b>	<b>4.7%</b>	<b>0.3%</b>	<b>5.0%</b>	<b>2.0%</b>	<b>7.1%</b>	<b>71.4%</b>	<b>28.6%</b>
Medical & Dental	1.2%	0.1%	1.3%	1.2%	2.5%	50.7%	49.3%
Nursing & Midwifery	4.9%	0.4%	5.3%	2.5%	7.9%	67.7%	32.3%
Health & Social Care Professionals	1.8%	0.2%	2.0%	2.0%	4.0%	49.5%	50.5%
Management & Administrative	4.2%	0.2%	4.4%	1.8%	6.2%	70.5%	29.5%
General Support	8.7%	0.0%	8.7%	0.2%	9.0%	97.3%	2.7%
Patient & Client Care	8.3%	0.6%	8.9%	2.1%	11.0%	80.7%	19.3%

## January 2021

National Maternity Hospital absence by Staff Category	Certified absence	Self-certified absence	Non Covid-19 absence	Covid-19 absence	Total absence rate	% Non Covid-19 absence	% Covid-19 absence
<b>National Maternity Hospital</b>	<b>1.7%</b>	<b>0.3%</b>	<b>1.9%</b>	<b>3.7%</b>	<b>5.6%</b>	<b>34.5%</b>	<b>65.5%</b>
Medical & Dental	0.5%	0.0%	0.5%	3.1%	3.7%	14.3%	85.7%
Nursing & Midwifery	2.3%	0.3%	2.6%	3.6%	6.2%	42.2%	57.8%
Health & Social Care Professionals	0.7%	0.1%	0.9%	0.9%	1.8%	49.6%	50.4%
Management & Administrative	1.0%	0.3%	1.3%	1.7%	2.9%	43.0%	57.0%
General Support	2.4%	0.4%	2.7%	5.4%	8.2%	33.4%	66.6%
Patient & Client Care	0.1%	0.0%	0.1%	11.2%	11.3%	1.2%	98.8%

## January 2021

Our Lady's Hospital Navan absence by Staff Category	Certified absence	Self-certified absence	Non Covid-19 absence	Covid-19 absence	Total absence rate	% Non Covid-19 absence	% Covid-19 absence
<b>Our Lady's Hospital Navan</b>	<b>3.6%</b>	<b>0.6%</b>	<b>4.2%</b>	<b>3.5%</b>	<b>7.7%</b>	<b>54.2%</b>	<b>45.8%</b>
Medical & Dental	1.3%	0.7%	1.9%	2.3%	4.2%	46.1%	53.9%
Nursing & Midwifery	5.3%	0.7%	6.1%	4.1%	10.2%	59.6%	40.4%
Health & Social Care Professionals	0.1%	0.3%	0.4%	0.6%	0.9%	39.2%	60.8%
Management & Administrative	3.3%	0.3%	3.6%	2.9%	6.5%	55.6%	44.4%
General Support	1.4%	0.6%	2.1%	3.9%	6.0%	34.4%	65.6%
Patient & Client Care	5.3%	0.8%	6.1%	5.6%	11.7%	52.2%	47.8%

## January 2021

Royal Victoria Eye and Ear Hospital absence by Staff Category	Certified absence	Self-certified absence	Non Covid-19 absence	Covid-19 absence	Total absence rate	% Non Covid-19 absence	% Covid-19 absence
<b>Royal Victoria Eye and Ear Hospital</b>	<b>2.4%</b>	<b>0.3%</b>	<b>2.7%</b>	<b>2.8%</b>	<b>5.5%</b>	<b>49.3%</b>	<b>50.7%</b>
Medical & Dental	0.0%	0.2%	0.2%	0.1%	0.3%	74.0%	26.0%
Nursing & Midwifery	2.5%	0.5%	3.0%	0.0%	3.0%	100.0%	0.0%
Health & Social Care Professionals	1.9%	0.0%	1.9%	0.0%	1.9%	100.0%	0.0%
Management & Administrative	4.3%	0.0%	4.3%	11.4%	15.7%	27.3%	72.7%
General Support	2.1%	0.2%	2.4%	4.6%	7.0%	33.9%	66.1%
Patient & Client Care	6.0%	0.0%	6.0%	0.0%	6.0%	100.0%	0.0%

## January 2021

St. Columcille's Hospital absence by Staff Category	Certified absence	Self-certified absence	Non Covid-19 absence	Covid-19 absence	Total absence rate	% Non Covid-19 absence	% Covid-19 absence
<b>St. Columcille's Hospital</b>	<b>4.2%</b>	<b>0.3%</b>	<b>4.5%</b>	<b>8.2%</b>	<b>12.7%</b>	<b>35.7%</b>	<b>64.3%</b>
Medical & Dental	0.0%	0.1%	0.1%	4.7%	4.8%	2.7%	97.3%
Nursing & Midwifery	5.7%	0.5%	6.2%	11.2%	17.4%	35.4%	64.6%
Health & Social Care Professionals	5.3%	0.2%	5.5%	4.0%	9.5%	57.7%	42.3%
Management & Administrative	4.2%	0.6%	4.7%	4.9%	9.7%	49.0%	51.0%
General Support	1.6%	0.1%	1.7%	8.8%	10.5%	16.7%	83.3%
Patient & Client Care	5.0%	0.0%	5.0%	10.0%	15.0%	33.1%	66.9%

## January 2021

St Luke's General Hospital Kilkenny absence by Staff Category	Certified absence	Self-certified absence	Non Covid-19 absence	Covid-19 absence	Total absence rate	% Non Covid-19 absence	% Covid-19 absence
<b>St Luke's General Hospital Kilkenny</b>	<b>6.0%</b>	<b>0.3%</b>	<b>6.3%</b>	<b>6.1%</b>	<b>12.4%</b>	<b>50.6%</b>	<b>49.4%</b>
Medical & Dental	3.9%	0.2%	4.0%	3.4%	7.5%	54.0%	46.0%
Nursing & Midwifery	8.3%	0.4%	8.6%	6.4%	15.0%	57.4%	42.6%
Health & Social Care Professionals	3.3%	0.5%	3.8%	4.2%	7.9%	47.5%	52.5%
Management & Administrative	4.4%	0.1%	4.5%	2.3%	6.8%	66.1%	33.9%
General Support	6.2%	0.3%	6.5%	11.2%	17.6%	36.7%	63.3%
Patient & Client Care	4.8%	0.2%	5.1%	6.9%	11.9%	42.4%	57.6%



## January 2021

St. Michael's Hospital absence by Staff Category	Certified absence	Self-certified absence	Non Covid-19 absence	Covid-19 absence	Total absence rate	% Non Covid-19 absence	% Covid-19 absence
<b>St. Michael's Hospital</b>	<b>3.6%</b>	<b>0.3%</b>	<b>3.9%</b>	<b>5.3%</b>	<b>9.2%</b>	<b>42.4%</b>	<b>57.6%</b>
Medical & Dental	0.6%	0.0%	0.6%	7.8%	8.5%	7.6%	92.4%
Nursing & Midwifery	3.3%	0.4%	3.7%	6.9%	10.6%	34.8%	65.2%
Health & Social Care Professionals	1.9%	0.5%	2.4%	1.0%	3.4%	70.0%	30.0%
Management & Administrative	4.5%	0.2%	4.7%	2.3%	7.0%	67.2%	32.8%
General Support	4.5%	0.0%	4.5%	7.6%	12.1%	37.3%	62.7%
Patient & Client Care	8.8%	0.5%	9.4%	0.0%	9.4%	100.0%	0.0%

## January 2021

St. Vincent's University Hospital absence by Staff Category	Certified absence	Self-certified absence	Non Covid-19 absence	Covid-19 absence	Total absence rate	% Non Covid-19 absence	% Covid-19 absence
<b>St. Vincent's University Hospital</b>	<b>2.9%</b>	<b>0.2%</b>	<b>3.1%</b>	<b>7.1%</b>	<b>10.2%</b>	<b>30.4%</b>	<b>69.6%</b>
Medical & Dental	0.3%	0.1%	0.4%	5.1%	5.5%	7.0%	93.0%
Nursing & Midwifery	3.5%	0.4%	3.9%	9.0%	12.9%	30.1%	69.9%
Health & Social Care Professionals	1.9%	0.1%	2.0%	5.8%	7.8%	25.6%	74.4%
Management & Administrative	2.3%	0.1%	2.4%	5.0%	7.4%	32.5%	67.5%
General Support	4.5%	0.3%	4.7%	7.5%	12.3%	38.6%	61.4%
Patient & Client Care	5.7%	0.3%	6.1%	7.0%	13.1%	46.4%	53.6%

## January 2021

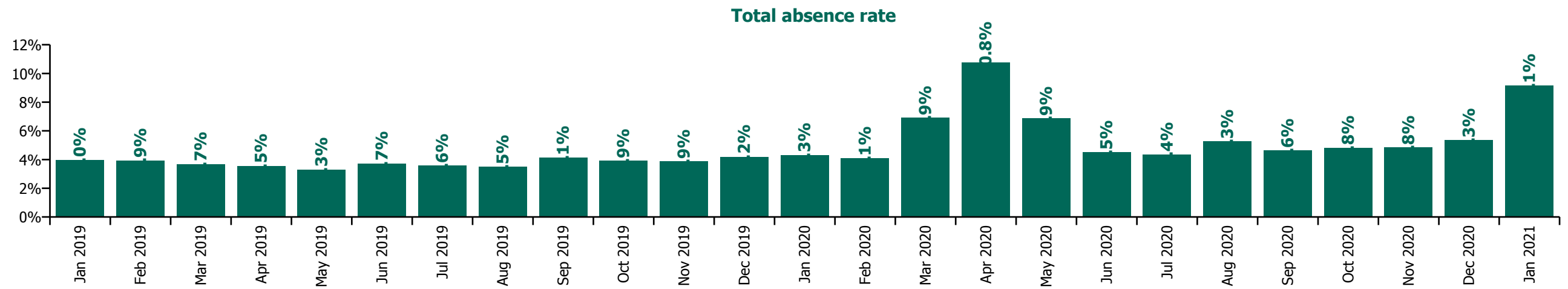
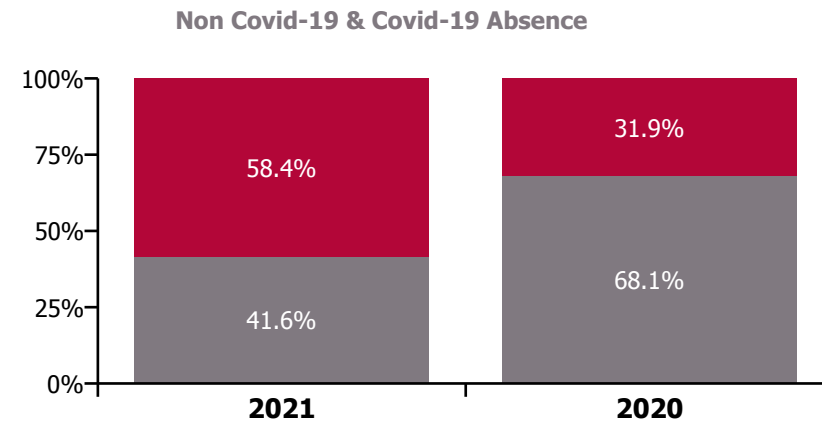
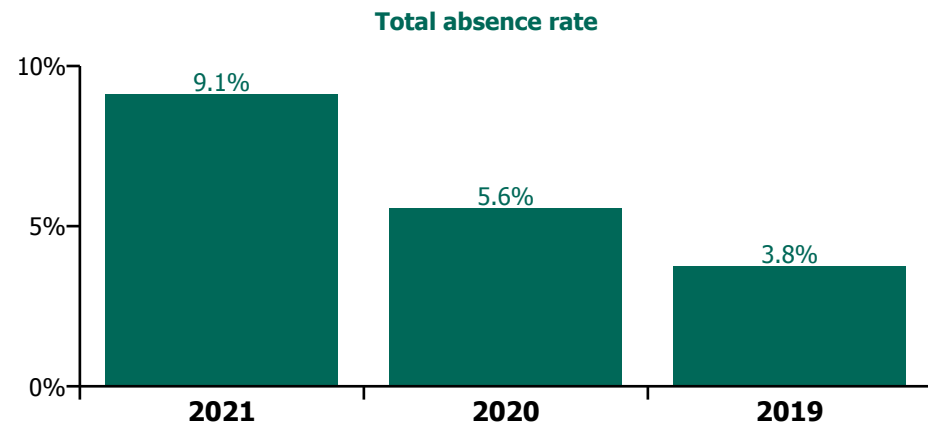
Wexford General Hospital absence by Staff Category	Certified absence	Self-certified absence	Non Covid-19 absence	Covid-19 absence	Total absence rate	% Non Covid-19 absence	% Covid-19 absence
<b>Wexford General Hospital</b>	<b>4.8%</b>	<b>0.3%</b>	<b>5.1%</b>	<b>5.5%</b>	<b>10.6%</b>	<b>48.0%</b>	<b>52.0%</b>
Medical & Dental	2.0%	0.2%	2.2%	6.6%	8.8%	24.9%	75.1%
Nursing & Midwifery	5.0%	0.3%	5.3%	7.0%	12.3%	43.0%	57.0%
Health & Social Care Professionals	4.0%	0.1%	4.1%	2.5%	6.6%	62.3%	37.7%
Management & Administrative	3.7%	0.3%	4.0%	3.0%	6.9%	57.1%	42.9%
General Support	5.0%	0.3%	5.2%	4.9%	10.2%	51.5%	48.5%
Patient & Client Care	9.8%	0.6%	10.4%	4.7%	15.1%	68.9%	31.1%

## Ireland East Hospital Group

Year/ month	Medical & Dental	Nursing & Midwifery	Health & Social Care Professionals	Management & Administrative	General Support	Patient & Client Care	Certified absence	Self-certified absence	Non Covid-19 absence	Covid-19 absence	Total absence rate
<b>2021</b>	<b>4.9%</b>	<b>10.7%</b>	<b>6.2%</b>	<b>7.6%</b>	<b>12.5%</b>	<b>11.2%</b>	<b>3.5%</b>	<b>0.3%</b>	<b>3.8%</b>	<b>5.3%</b>	<b>9.1%</b>
Jan 2021	4.9%	10.7%	6.2%	7.6%	12.5%	11.2%	3.5%	0.3%	3.8%	5.3%	9.1%
<b>2020</b>	<b>1.9%</b>	<b>6.6%</b>	<b>4.0%</b>	<b>4.8%</b>	<b>7.3%</b>	<b>8.1%</b>	<b>3.5%</b>	<b>0.3%</b>	<b>3.8%</b>	<b>1.8%</b>	<b>5.6%</b>
Dec 2020	1.7%	6.4%	3.0%	4.4%	8.0%	8.2%	3.1%	0.3%	3.4%	1.9%	5.3%
Nov 2020	1.5%	5.5%	3.4%	4.3%	7.4%	6.9%	3.0%	0.3%	3.3%	1.5%	4.8%
Oct 2020	1.6%	5.5%	4.3%	4.2%	6.2%	6.9%	3.1%	0.3%	3.4%	1.4%	4.8%
Sep 2020	1.5%	5.3%	3.4%	4.8%	6.1%	7.1%	3.3%	0.3%	3.6%	1.0%	4.6%
Aug 2020	1.3%	6.1%	3.7%	5.8%	6.6%	7.8%	4.1%	0.4%	4.5%	0.7%	5.3%
Jul 2020	1.1%	4.8%	3.5%	4.1%	6.7%	6.2%	3.2%	0.3%	3.5%	0.8%	4.4%
Jun 2020	1.3%	5.3%	2.9%	4.0%	6.5%	6.8%	3.2%	0.3%	3.5%	1.0%	4.5%
May 2020	2.1%	8.8%	4.3%	5.3%	8.1%	11.4%	3.7%	0.2%	3.9%	3.0%	6.9%
Apr 2020	5.5%	14.7%	6.8%	6.4%	10.6%	15.3%	3.7%	0.3%	4.0%	6.7%	10.8%
Mar 2020	3.6%	7.9%	6.4%	6.1%	8.1%	8.4%	3.8%	0.3%	4.1%	2.9%	6.9%
Feb 2020	0.9%	4.4%	2.9%	4.3%	6.3%	5.6%	3.6%	0.5%	4.1%		4.1%
Jan 2020	1.2%	4.4%	3.0%	4.4%	7.0%	7.0%	3.8%	0.5%	4.3%		4.3%
<b>2019</b>	<b>0.9%</b>	<b>4.2%</b>	<b>2.8%</b>	<b>3.4%</b>	<b>5.7%</b>	<b>5.9%</b>	<b>3.3%</b>	<b>0.4%</b>	<b>3.8%</b>		<b>3.8%</b>
Dec 2019	1.4%	4.6%	2.4%	4.0%	6.2%	6.9%	3.6%	0.5%	4.2%		4.2%
Nov 2019	1.1%	4.3%	2.5%	3.5%	6.2%	6.0%	3.4%	0.5%	3.9%		3.9%
Oct 2019	1.0%	4.4%	2.7%	3.3%	6.0%	6.4%	3.5%	0.4%	3.9%		3.9%
Sep 2019	1.0%	4.7%	2.8%	3.8%	5.9%	6.5%	3.6%	0.5%	4.1%		4.1%
Aug 2019	0.9%	3.8%	2.2%	3.2%	5.4%	5.6%	3.1%	0.3%	3.5%		3.5%
Jul 2019	0.6%	3.8%	2.7%	3.3%	5.5%	6.2%	3.2%	0.4%	3.6%		3.6%
Jun 2019	0.6%	4.0%	2.9%	3.2%	5.6%	6.6%	3.2%	0.5%	3.7%		3.7%
May 2019	0.5%	3.5%	3.1%	2.8%	5.3%	4.9%	2.9%	0.4%	3.3%		3.3%
Apr 2019	0.8%	3.9%	2.9%	3.3%	5.3%	5.1%	3.1%	0.4%	3.5%		3.5%
Mar 2019	0.9%	4.1%	3.0%	3.2%	5.8%	4.9%	3.2%	0.4%	3.7%		3.7%
Feb 2019	1.2%	4.4%	3.1%	3.8%	5.7%	5.2%	3.4%	0.5%	3.9%		3.9%
Jan 2019	1.0%	4.4%	3.4%	3.6%	5.5%	6.1%	3.4%	0.5%	4.0%		4.0%
<b>2018</b>	<b>0.8%</b>	<b>4.3%</b>	<b>2.6%</b>	<b>4.1%</b>	<b>5.3%</b>	<b>5.8%</b>	<b>3.4%</b>	<b>0.4%</b>	<b>3.8%</b>		<b>3.8%</b>

Ireland East Hospital Group

Year/ month	Cappagh National Orthopaedic Hospital	Mater Misericordiae University Hospital	MRH Mullingar	National Maternity Hospital	Our Lady's Hospital Navan	Royal Victoria Eye and Ear Hospital	St. Columcille's Hospital	St Luke's General Hospital Kilkenny	St. Michael's Hospital	St. Vincent's University Hospital	Wexford General Hospital	Acute Services absence rate	Certified absence	Self-certified absence	Non Covid-19 absence	Covid-19 absence	Total absence rate
2021	8.9%	8.0%	7.1%	5.6%	7.7%	5.5%	12.7%	12.4%	9.2%	10.2%	10.6%	9.1%	3.5%	0.3%	3.8%	5.3%	9.1%
Jan 2021	8.9%	8.0%	7.1%	5.6%	7.7%	5.5%	12.7%	12.4%	9.2%	10.2%	10.6%	9.1%	3.5%	0.3%	3.8%	5.3%	9.13%
2020	6.3%	5.4%	7.1%	4.1%	5.3%	3.8%	6.5%	8.5%	5.5%	4.5%	6.3%	5.6%	3.5%	0.3%	3.8%	1.8%	5.6%
Dec 2020	4.2%	3.5%	6.3%	3.0%	3.8%	4.4%	14.5%	13.2%	4.6%	4.2%	6.3%	5.3%	3.1%	0.3%	3.4%	1.9%	5.33%
Nov 2020	5.8%	3.9%	5.1%	2.3%	4.5%	3.2%	12.5%	7.7%	4.8%	4.2%	5.2%	4.8%	3.0%	0.3%	3.3%	1.5%	4.83%
Oct 2020	5.2%	4.6%	6.2%	2.5%	5.6%	3.7%	3.7%	6.4%	6.0%	4.2%	6.1%	4.8%	3.1%	0.3%	3.4%	1.4%	4.81%
Sep 2020	6.9%	4.5%	6.3%	3.7%	5.0%	4.1%	4.7%	6.4%	4.9%	3.5%	5.8%	4.6%	3.3%	0.3%	3.6%	1.0%	4.61%
Aug 2020	5.8%	4.1%	6.5%	3.1%	2.6%	4.6%	3.1%	7.8%	4.5%	6.6%	5.4%	5.3%	4.1%	0.4%	4.5%	0.7%	5.25%
Jul 2020	5.4%	4.3%	6.2%	3.0%	3.2%	2.3%	3.9%	6.0%	2.4%	4.3%	4.1%	4.4%	3.2%	0.3%	3.5%	0.8%	4.35%
Jun 2020	4.6%	4.4%	6.5%	3.9%	4.8%	2.6%	3.2%	7.7%	4.1%	3.0%	5.9%	4.5%	3.2%	0.3%	3.5%	1.0%	4.48%
May 2020	6.0%	7.5%	8.2%	4.3%	5.7%	2.0%	4.0%	12.2%	7.4%	5.3%	8.7%	6.9%	3.7%	0.2%	3.9%	3.0%	6.87%
Apr 2020	17.9%	11.6%	10.7%	9.1%	10.5%	9.6%	14.0%	16.2%	11.1%	7.0%	12.1%	10.8%	3.7%	0.3%	4.0%	6.7%	10.76%
Mar 2020	7.4%	8.5%	8.6%	6.0%	8.1%	3.0%	9.5%	6.4%	8.2%	5.2%	5.8%	6.9%	3.8%	0.3%	4.1%	2.9%	6.91%
Feb 2020	3.4%	4.2%	6.4%	3.9%	4.5%	3.4%	2.7%	5.2%	3.6%	3.1%	4.6%	4.1%	3.6%	0.5%	4.1%		4.06%
Jan 2020	3.4%	4.0%	8.0%	4.4%	5.9%	3.6%	2.9%	5.6%	4.7%	3.1%	4.9%	4.3%	3.8%	0.5%	4.3%		4.30%
2019	3.5%	3.4%	6.5%	3.4%	4.9%	4.0%	3.1%	4.9%	3.5%	2.8%	4.7%	3.8%	3.3%	0.4%	3.8%		3.8%
Dec 2019	3.4%	3.9%	8.7%	4.9%	5.9%	5.9%	2.8%	6.6%	3.2%	2.2%	5.1%	4.2%	3.6%	0.5%	4.2%		4.18%
Nov 2019	3.6%	3.4%	6.7%	3.6%	5.0%	5.0%	2.9%	5.2%	4.3%	2.8%	4.6%	3.9%	3.4%	0.5%	3.9%		3.87%
Oct 2019	4.1%	3.5%	6.8%	3.5%	4.5%	5.2%	4.2%	5.2%	3.9%	2.6%	5.1%	3.9%	3.5%	0.4%	3.9%		3.91%
Sep 2019	3.6%	3.8%	7.1%	3.6%	4.4%	4.3%	4.6%	4.8%	2.8%	3.2%	5.5%	4.1%	3.6%	0.5%	4.1%		4.11%
Aug 2019	3.8%	3.0%	6.5%	3.4%	4.7%	2.9%	2.6%	5.2%	2.6%	2.5%	4.6%	3.5%	3.1%	0.3%	3.5%		3.48%
Jul 2019	3.9%	3.1%	6.7%	3.3%	3.4%	3.0%	2.5%	4.7%	2.5%	3.0%	4.5%	3.6%	3.2%	0.4%	3.6%		3.57%
Jun 2019	3.2%	3.6%	6.6%	3.4%	4.4%	3.7%	2.4%	4.5%	3.4%	3.1%	3.9%	3.7%	3.2%	0.5%	3.7%		3.72%
May 2019	3.1%	3.2%	5.2%	3.0%	4.3%	3.7%	1.9%	4.2%	3.3%	2.4%	4.2%	3.3%	2.9%	0.4%	3.3%		3.29%
Apr 2019	3.1%	3.4%	5.7%	2.6%	5.0%	3.9%	2.1%	4.2%	4.0%	2.7%	4.7%	3.5%	3.1%	0.4%	3.5%		3.54%
Mar 2019	3.3%	3.4%	5.3%	3.5%	5.3%	4.6%	3.5%	4.6%	3.4%	2.7%	4.5%	3.7%	3.2%	0.4%	3.7%		3.67%
Feb 2019	3.2%	3.9%	6.3%	3.2%	5.8%	3.2%	3.5%	5.0%	3.5%	3.1%	3.8%	3.9%	3.4%	0.5%	3.9%		3.93%
Jan 2019	3.9%	3.4%	6.2%	3.2%	6.1%	3.3%	4.7%	5.1%	4.4%	2.7%	5.5%	4.0%	3.4%	0.5%	4.0%		3.96%



# Ireland East Hospital Group

Year/ month	Health Service Executive	Section 38 Hospitals	Acute Services absence rate	Certified absence	Self- certified absence	Non Covid-19 absence	Covid-19 absence	Total absence rate
<b>2021</b>	10.1%	8.7%	<b>9.1%</b>	<b>3.5%</b>	<b>0.3%</b>	<b>3.8%</b>	<b>5.3%</b>	<b>9.1%</b>
Jan 2021	10.1%	8.7%	<b>9.1%</b>	3.5%	0.3%	3.8%	5.3%	9.1%
<b>2020</b>	6.9%	4.9%	<b>5.6%</b>	<b>3.5%</b>	<b>0.3%</b>	<b>3.8%</b>	<b>1.8%</b>	<b>5.6%</b>
Dec 2020	8.7%	3.8%	<b>5.3%</b>	3.1%	0.3%	3.4%	1.9%	5.3%
Nov 2020	6.6%	4.0%	<b>4.8%</b>	3.0%	0.3%	3.3%	1.5%	4.8%
Oct 2020	5.9%	4.3%	<b>4.8%</b>	3.1%	0.3%	3.4%	1.4%	4.8%
Sep 2020	5.8%	4.1%	<b>4.6%</b>	3.3%	0.3%	3.6%	1.0%	4.6%
Aug 2020	5.6%	5.1%	<b>5.3%</b>	4.1%	0.4%	4.5%	0.7%	5.3%
Jul 2020	4.9%	3.9%	<b>4.4%</b>	3.2%	0.3%	3.5%	0.8%	4.4%
Jun 2020	6.1%	3.7%	<b>4.5%</b>	3.2%	0.3%	3.5%	1.0%	4.5%
May 2020	8.6%	6.0%	<b>6.9%</b>	3.7%	0.2%	3.9%	3.0%	6.9%
Apr 2020	12.9%	9.7%	<b>10.8%</b>	3.7%	0.3%	4.0%	6.7%	10.8%
Mar 2020	7.4%	6.7%	<b>6.9%</b>	3.8%	0.3%	4.1%	2.9%	6.9%
Feb 2020	4.9%	3.6%	<b>4.1%</b>	3.6%	0.5%	4.1%		4.1%
Jan 2020	5.7%	3.7%	<b>4.3%</b>	3.8%	0.5%	4.3%		4.3%
<b>2019</b>	5.0%	3.2%	<b>3.8%</b>	<b>3.3%</b>	<b>0.4%</b>	<b>3.8%</b>		<b>3.8%</b>
Dec 2019	6.1%	3.3%	<b>4.2%</b>	3.6%	0.5%	4.2%		4.2%
Nov 2019	5.1%	3.3%	<b>3.9%</b>	3.4%	0.5%	3.9%		3.9%
Oct 2019	5.3%	3.3%	<b>3.9%</b>	3.5%	0.4%	3.9%		3.9%
Sep 2019	5.4%	3.5%	<b>4.1%</b>	3.6%	0.5%	4.1%		4.1%
Aug 2019	4.9%	2.8%	<b>3.5%</b>	3.1%	0.3%	3.5%		3.5%
Jul 2019	4.6%	3.1%	<b>3.6%</b>	3.2%	0.4%	3.6%		3.6%
Jun 2019	4.5%	3.3%	<b>3.7%</b>	3.2%	0.5%	3.7%		3.7%
May 2019	4.2%	2.9%	<b>3.3%</b>	2.9%	0.4%	3.3%		3.3%
Apr 2019	4.5%	3.1%	<b>3.5%</b>	3.1%	0.4%	3.5%		3.5%
Mar 2019	4.7%	3.2%	<b>3.7%</b>	3.2%	0.4%	3.7%		3.7%
Feb 2019	4.9%	3.4%	<b>3.9%</b>	3.4%	0.5%	3.9%		3.9%
Jan 2019	5.5%	3.3%	<b>4.0%</b>	3.4%	0.5%	4.0%		4.0%
<b>2018</b>	5.0%	3.3%	<b>3.8%</b>	<b>3.4%</b>	<b>0.4%</b>	<b>3.8%</b>		<b>3.8%</b>
Dec 2018	5.2%	3.4%	<b>4.0%</b>	3.4%	0.5%	4.0%		4.0%
Nov 2018	5.2%	3.3%	<b>3.9%</b>	3.5%	0.5%	3.9%		3.9%
Oct 2018	5.4%	3.3%	<b>3.9%</b>	3.5%	0.4%	3.9%		3.9%
Sep 2018	4.8%	3.4%	<b>3.9%</b>	3.4%	0.4%	3.9%		3.9%
Aug 2018	4.7%	3.1%	<b>3.6%</b>	3.2%	0.4%	3.6%		3.6%
Jul 2018	4.5%	3.0%	<b>3.5%</b>	3.1%	0.4%	3.5%		3.5%
Jun 2018	4.3%	3.1%	<b>3.5%</b>	3.1%	0.4%	3.5%		3.5%
May 2018	4.3%	3.0%	<b>3.4%</b>	3.1%	0.4%	3.4%		3.4%

Ireland East Hospital Group

Year/ month	Health Service Executive	Section 38 Hospitals	Acute Services absence rate	Certified absence	Self- certified absence	Non Covid-19 absence	Covid-19 absence	Total absence rate
Apr 2018	4.7%	3.3%	3.7%	3.3%	0.4%	3.7%		3.7%
Mar 2018	5.1%	3.1%	3.7%	3.4%	0.4%	3.7%		3.7%
Feb 2018	5.4%	3.7%	4.2%	3.7%	0.5%	4.2%		4.2%
Jan 2018	6.0%	4.0%	4.6%	4.0%	0.6%	4.6%		4.6%

